



## Print&Cut

Proven cutting functionality  
Supports for Various Output Operations

Thanks to the instant-drying nature of UV-curable inks, you can seamlessly perform print & cut operations, expanding your printing possibilities.

With just one machine, you can create a wide range of applications, including store decorations, posters, labels, stickers, wobblers, and more.

This versatile machine is also equipped with functions to increase efficiency, such as ID cut and zero-margin crop mark functions, which support automatic and continuous cutting of various data while reducing media waste.



Item		UCJV330-130	UCJV330-160
Print head		On-demand piezo head (2 staggered printheads)	
Print resolution		600 / 1200 / 1800 dpi	
Head gap		3 levels by manual (2.0 mm / 2.5 mm / 3.0 mm)	
Ink	Type	LUS-170 / LUS-175 / LUS-190 / LUS-200 / LUS-210	
	Color	C, M, Y, K, Lc, Lm, W / C, M, Y, K, Cl, W or C, M, Y, K	
		C, M, Y, K, W or C, M, Y, K	
		C, M, Y, K, W or C, M, Y, K	
Capacity	1000ml		
Ink circulation		Circulation in damper MCT v2	
Media	Max. Printable width	1,360mm (53.5 in)	1,610mm (63.4 in)
	Max. Width	1,370mm (53.9 in)	1,620mm (63.8 in)
	Outer dia.	φ250mm or less	
	Max. Load capacity	Standard : 1 roll / Option : 3 rolls (with the Media changer)	
	Weight	45kg (99.2 lb.) or less	
Cut function	Core dia.	2 / 3 inch	
	Cut speed / acceleration	Speed: Max.300 mm/s	Acceleration: Max. 0.5G
	Cut pressure	10~450gf	
	Cutter response times	10 times /sec	
	Repetition accuracy	±0.2 mm (Excluding expansion and contraction of film due to temperature)	
Interface		Ethernet 1000 BASE-T (Recommended) / USB 2.0 Hi-speed	
Power		Single phase AC100 - 120V ± 10% / 12A or Single phase AC200 - 240V ± 10% / 6A 50/60 Hz ± 1Hz	
Power consumption		Max.1,440W or less × 1 / 800W (Continuous operation) / 4.5W or less (Sleep mode)	
Operational environment	Temperature	20 - 30 degC (68 - 86 degF)	
	Humidity	35 - 65% Rh (Non condensing)	
	Guaranteed accuracy temperature	20 - 25 degC (68 - 77 degF)	
	Dust level	0.15 mg/m3 or less (Equivalent to general office)	
Dimensions (WxDxH)		2,640mm x 800mm x 1,480mm (103.9 in x 31.5 in x 58.3 in)	2,890mm x 800mm x 1,480mm (113.8 in x 31.5 in x 58.3 in)
Weight		217kg (478.4 lb)	227kg (500.4 lb)

Item	Color	Item code	Remark
LUS-170 UV curable ink GREENGUARD Gold Certified ink	Cyan	LUS17-C-BA	1L bottle
	Magenta	LUS17-M-BA	
	Yellow	LUS17-Y-BA	
	Black	LUS17-K-BA	
	Light Cyan	LUS17-LC-BA	
	Light Magenta	LUS17-LM-BA	
LUS-175 UV curable ink GREENGUARD Gold Certified ink	White	LUS17-W-BA	1L bottle
	Clear	LUS17-CL-BA	
	Cyan	LU175-C-BA	
	Magenta	LU175-M-BA	
	Yellow	LU175-Y-BA	
	Black	LU175-K-BA	
LUS-200 UV curable ink GREENGUARD Gold Certified ink	Light Cyan	LU175-LC-BA	1L bottle
	Light Magenta	LU175-LM-BA	
	White	LU175-W-BA	
	Clear	LU175-CL-BA	
	Cyan	LUS20-C-BA	
	Magenta	LUS20-M-BA	
LUS-190 UV curable ink GREENGUARD Gold Certified ink	Yellow	LUS20-Y-BA	1L bottle
	Black	LUS20-K-BA	
	White	LUS20-W-BA	
	Cyan	LUS19-C-BA	
	Magenta	LUS19-M-BA	
	Yellow	LUS19-Y-BA	
LUS-210 UV curable ink GREENGUARD Gold Certified ink	Black	LUS19-K-BA	1L bottle
	White	LUS19-W-BA	
	Cyan	LUS21C-BA	
	Magenta	LUS21-M-BA	
	Yellow	LUS21-Y-BA	
	Black	LUS21-K-BA	
Maintenance liquid 15 (100ml bottle)		ML015-Z-B1	100ml bottle
Maintenance liquid 15 set		ML015-Z-K1	

Installation space		UCJV330-130	UCJV330-160
Width		3640mm (143.3 in) or above	3890mm (153.2 in) or above
Depth		2800mm (110.3 in) or above	

Item code	Item
A107162/OPT-J0532	X Slitter Unit
A106689/OPT-J0502	Level foot OPT
A107256/OPT-J0545	Ionizer Unit 160
A107257/OPT-J0546	Ionizer Unit 130
A107260/OPT-J0549	Static Prevention Sheet Unit 160
A107261/OPT-J0550	Static Prevention Sheet Unit 130
A107369/OPT-J0553	Media-edge guide K
A107258/OPT-J0547	Proofing Light Unit 160
A107259/OPT-J0548	Proofing Light Unit 130
A107381/OPT-J0556	Media Changer 160
A107382/OPT-J0557	Media Changer 130
A107383/OPT-J0558	XY Slitter 160
A107384/OPT-J0559	XY Slitter 130
A107219/OPT-J0540	Deodorizing unit 160
A107223/OPT-J0541	Deodorizing unit 130
A107385/OPT-J0560	UCJV330 Heater Unit 160
A107386/OPT-J0561	UCJV330 Heater Unit 130

Item	Color	Item code	Remark
LUS-170/LUS-175	4C	MCYK KYCM	1L bottle
	4C + CL + W	MCYK CICI WW	
	6C + W	MCYK LmLc WW	
LUS-200	4C	MCYK KYCM	1L bottle
	4C + W	MCYKWW	
LUS-190/LUS-210	4C	MCYK KYCM	1L bottle
	4C + W	MCYKWW	

### Inks and substrates:

- As physical properties of ink (adhesion, weather resistance etc.) are different depending on media, please be sure to have a print test in advance.
- Depending on the application, primers, other surface treatment or surface protection such as lamination may be necessary.

### Safety notice:

- This product is equipped with UV irradiation equipment. Please pay attention to the following notes in order to use safely.
- Do not look directly into the UV light source nor place your hand, or expose your skin directly to the UV light source.
- Depending upon print mode, some VOC emissions from printed parts not yet cured and hardened may occur.
- In addition, please be sure to read and follow the instructions and guidelines of the manual carefully.

Some examples shown in this catalog are artificial renderings. The corporate and merchandise names in this catalog are the trademarks or registered trademarks of the respective corporations. Specifications, designs and dimensions shown in this catalog may be subject to change without notice for technical improvements. Inkjet printers use extremely fine dots, so colors may vary slightly after replacement of print heads. Also note that when using multiple printer units, colors could vary slightly from one unit to another due to slight individual differences. Please note that descriptions and data in this catalog are as of October 2024.

**Mimaki** MIMAKI ENGINEERING CO., LTD.  
mimaki.com 2182-3 Shigeno-Otsu, Tomi-city, Nagano 389-0512, Japan  
TEL: +81-268-64-2281

### Mimaki Global Network

USA	MIMAKI USA, INC.	Europe	MIMAKI EUROPE B.V.
Brazil	MIMAKI BRASIL COMERCIO E IMPORTACAO LTDA	Indonesia	PT. MIMAKI INDONESIA
India	MIMAKI INDIA PRIVATE LIMITED	Australia	MIMAKI AUSTRALIA PTY. LTD.
Taiwan	MIMAKI ENGINEERING (TAIWAN) CO.,LTD.	China	SHANGHAI MIMAKI TRADING CO.,LTD.
Singapore	MIMAKI SINGAPORE PTE. LTD.	Thailand	MIMAKI (THAILAND) CO.,LTD.
Vietnam	MIMAKI VIETNAM CO. LTD.		

# 330 Series

## UCJV330-160/130

**Mimaki**

For SIGN GRAPHICS



Give your creativity a Glow up



# Mimaki UV Flagship Model for High Image Quality, High Production, and Application Versatility

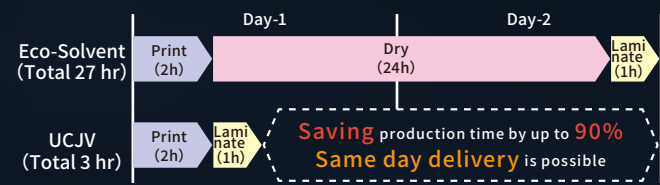


## UCJV330-160/130

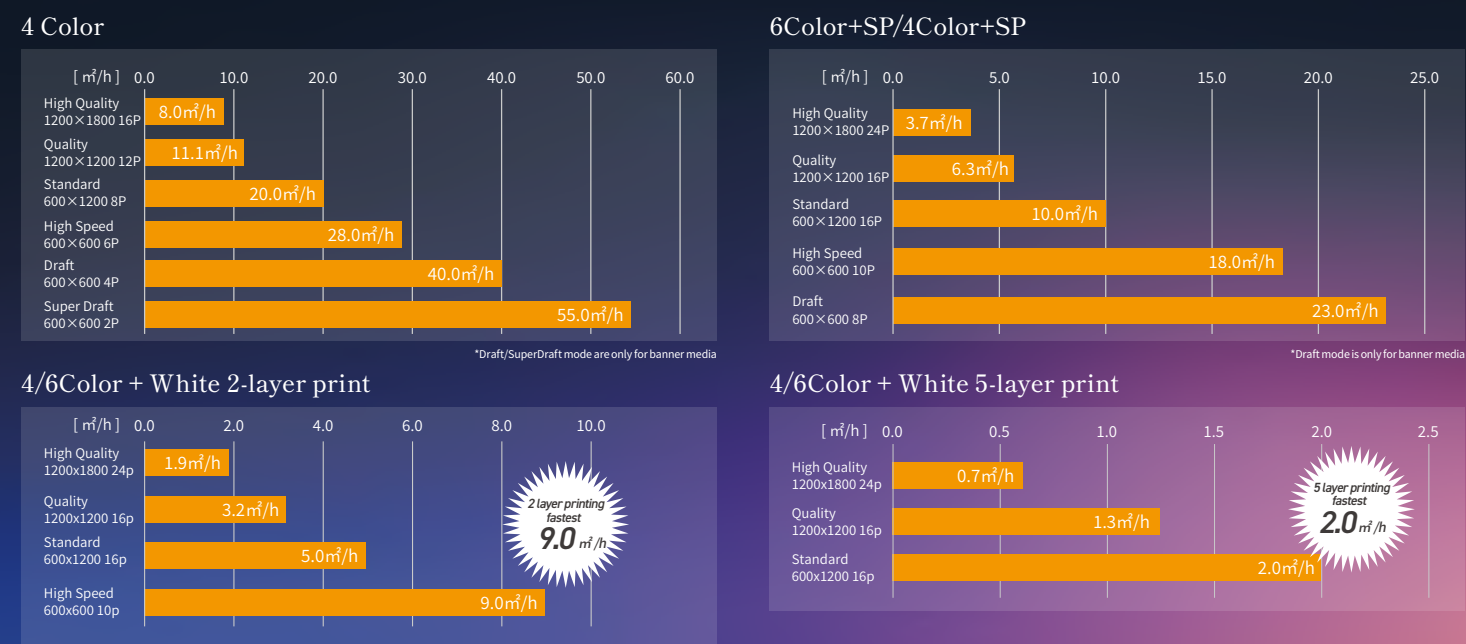
In addition to high image quality and high productivity, this flagship model is equipped with advanced UV-LED technology that only Mimaki can offer. While inheriting the conventional 2 through 5-layer printing functionality, this is Mimaki's first roll-to-roll product that supports 2.5D printing. This machine is equipped with unique features such as watermark printing, made possible only with Mimaki to meet a variety of needs. Take your sign and graphics to the next level with overwhelmingly high image quality for added value to your business.

### UV-LED printing requires no drying time for quick delivery

UV ink cures and fixes to substrates when exposed to UV light (ultraviolet light). This allows printed substrates to be post-processed immediately after printing, this includes laminating and cutting. In addition, UV ink does not require a specific surface type and can print on a wide variety of substrates.



### Realize overwhelmingly high image quality with fast printing speed



## Mimaki UV High Image Quality Technology

- Newly developed ink ejection technology delivers high image quality at high production speed
- MWDT is used to compensate for differences in the individual print heads, also small adjustment errors to suppress banding.
- Mimaki's unique banding reduction system makes printing smoother
- High-density, high-definition UV-LED 330 print heads
- Smoother image quality with a minimum 4pl graininess


### Deliver highly profitable applications with clear ink that further expands creative opportunities

#### 2.5D Print (Emboss Print)




Mimaki's first roll-to-roll product to support the "Emboss Print" feature of our flatbed printers. Layers of UV ink are applied to create an uneven texture. This makes it possible to simulate the texture found in oil paintings and on wood grains.

#### Watermark Print




Watermark print that reveals the skeleton image when the backlight is exposed. When illuminated from behind, such as sunlight or backlight, it can create a silhouette. This feature provides the ability to create unique designs that attract attention.

#### Gloss & Matte Finish Print



Clear ink provides added values to the applications. "Gloss finish" enhances the sense of luxury with its glossy luster. "Matte finish" provides a luxurious matte effect. It can bring textural effects to the surface, which enhances the design.

#### ARTISTA UV Texture Library



RasterLink7 Software includes 129 texture patterns that can be used as swatches in Adobe Illustrator. Clear ink can be used to add a luxurious frosted privacy screen to office and facility windows.

### Mimaki's UV printers are friendly to both operators and the environment

#### UV Printer is Eco-Friendly

UV printers use UV-LED light sources to cure the inks. These lights have low power consumption and long life, making them environmentally friendly. The UCJV330 is incredibly energy efficient. It consumes about half the power of a typical eco-solvent printer and conserves 1/3 the power of typical latex printer\*1.

In these days of global environmental awareness, energy cost reduction is an important activity.

\*1 Company research. Comparison of maximum power consumption with latex machines in the market

#### Uses environmentally friendly UV inks

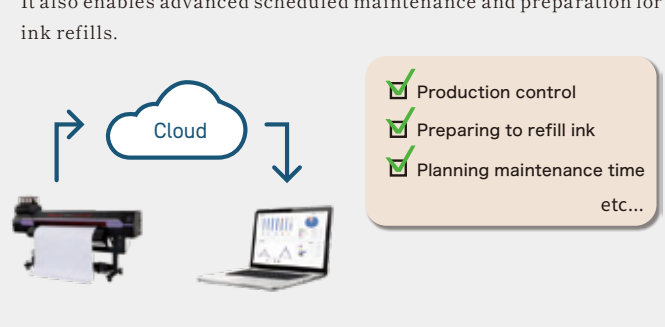
Inks for the UCJV330 Series are environmentally friendly UV ink that generates nearly zero VOCs.\*2,\*3. It cures without irradiation of short-wavelength UV light, which causes ozone generation.

■GREENGUARD Gold Certification  
Based on the world's most stringent chemical diffusion standards, the GREENGUARD Gold certification guarantees that the product is suitable for schools and medical institutions.

\*2 VOC = volatile organic compound  
\*3 Company research. No volatile organic compounds are generated after UV curing. A very small amount may occur during the pre-curing stage.

#### Mimaki Cloud Technology PICT

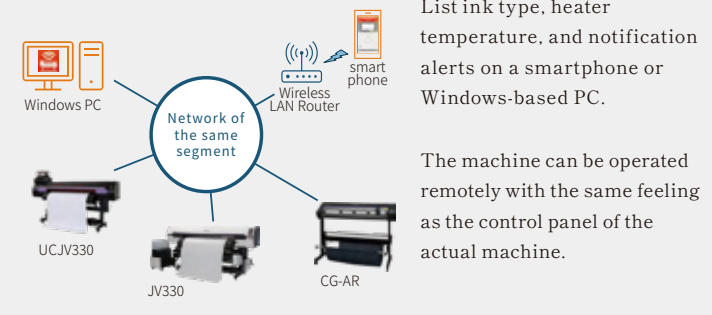
The printer's operating status and ink usage can be monitored even when the user is away from the printer. It supports planned operations and lets you see the operational status and performance of Mimaki printers, which can be useful for planning purposes. It also enables advanced scheduled maintenance and preparation for ink refills.



#### Raster Link 7

2.5D output data can be easily created with the "2.5D Texture Maker" function. Enhanced favorite settings and log pop-ups.

#### Operate machines remotely MRA (Mimaki Remote Access)



### Lineup of optional items for a more comfortable production

<h4>XY Slitter</h4> <p>Inline X &amp; Y-directional cutting is possible. The system reads the dedicated registration marks and automatically cuts the sheets, dramatically reducing labor and optimizing all post-processing.</p>	<h4>Media changer</h4> <p>Three-roll media can be set. Anyone can easily, safely and efficiently switch between media simply by turning the handle.</p>	<h4>Ionizer</h4> <p>Eliminates static electricity on the media surface, stopping "nozzle deflection" and dust adhesion caused by static electricity.</p>	<h4>Anti-static sheet</h4> <p>Prevents media from sticking, deflection of the media on the post heater, and other media transportation malfunctions caused by static electricity.</p>
<h4>End face guide</h4> <p>Prevents end-face snaking on the media take-up. Stable take-up supports high quality printing.</p>	<h4>Proofing Light</h4> <p>The light box is mounted on the front of the printer, allowing the operator to check the finished product when printing backlit design and decorative substrates.</p>	<h4>Heater Options</h4> <p>Print heater and post heater improves the adhesion of white ink.</p>	<h4>Deodorizing Unit</h4> <p>By attaching a deodorizing unit, it is possible to significantly reduced the odor.</p>